



"... a vision becomes true ..."

**The uniform regulations of the
LAZARUS UNION**

2020

1 CONTENTS

1	CONTENTS	3
2	PREFACE	5
3	INTRODUCTION	6
4	STRUCTURE	7
4.1	General remarks	7
4.2	Components	7
4.3	CSLI Uniform badges	7
4.4	Function badges	8
4.5	Formation badges.....	9
4.6	Uniform trousers / belts.....	10
4.7	Uniform Shirt and Tie.....	11
4.8	General CSLI Uniform Jacket (Main Uniform)	12
4.9	CSLI Navy Corps Uniform Jacket	13
4.10	Gala uniform Jacket / Musik Corps / Spencer.....	15
4.11	Headgear	19
4.12	Kind of duty dresses	21
5	UNIFORM CODE OF CONDUCT	22
5.1	All CSLI events	22
5.2	Social events	22
5.3	Other use of the CSLI uniform	22
5.4	Decorations	22
5.5	Wearing prohibitions on the uniform of the CSLI	24
5.6	General wearing prohibitions	24
5.7	Uniform wearing conditions	24
5.8	Metal rank Insignia: NEW design.....	25
6	PROCUREMENT	30
6.1	Procurement / Shop.....	30
6.2	The Uniform Commissioner	30
6.3	Sources of supply	30
6.4	Further questions.....	30
6.5	Sample shopping list	31
7	IMPRESSUM	32

2 PREFACE



"... our uniform is our business card and represents our community to the outside ..."

Lengerich, January 2020

Dear Comrades!

The new edition (Version 1.0-2020) of our uniform dress code as presented here is a compact document to describe the various Lazarus Union uniforms. It shall help the members to understand the various uniform parts and to improve the public image of the Lazarus Union.

I think that due to the various combination possibilities of the pieces of clothing every member will find an individual and satisfactory solution.

The most important principle is: "May uniformity be a concern for all of us!"

Especially in public it is important to be positively identified with the Lazarus Union. The new regulations especially cover badges, headgear, and authorisation for wear. Also there is a detailed description of the correct usage of functional badges and correct use of our awards

The implementation of these rules is of great importance to me. Our new dress code officer has been put in charge of this task.

As Lazarus Union president I call all members to have their share in this uniformity! Also all members are urged to follow the suggestions of the dress code officer!

Have fun to read this brochure!

Prof. Dr. Lothar Gellert

*Lazarus Union President and Commander
Grand Master of the Knighthood of Honour*

3 INTRODUCTION



The CSLI is a uniform-wearing relief organisation and as such openly acts against the current ousting of all forms of uniforms from official support and rescue services. Every active CSLI service man/woman is responsible for obtaining his/her uniform and all accessories at his/her own expenses. But sustaining members not wanting to wear uniform are most welcome to assist in plain clothes during various operations like air days or homeless and handicapped persons support events. There is no compulsion whatsoever in the CSLI to wear uniform.

BUT when the uniform is worn it must adhere to the regulations and be in unstained condition.

The corresponding CSLI commanders have not only the right but the duty to exclude CSLI members from events if their uniform does NOT comply with the regulations.

This is NO depreciation but a gesture of respect towards all other comrades obeying the (necessary) uniform regulations. All uniform wearing persons (not just those from the CSLI) are in the focus of the public so the board of management cannot compromise here in any way.

After having been granted the “*special consultant status*” with the UNITED NATIONS CSLI members in uniform at special occasions also wear the “medium blue beret” with the UN-NGO badge of the LAZARUS UNION”. (see pictures).



4 STRUCTURE

4.1 GENERAL REMARKS

The new uniform structure breaks the parts of the uniform in so called “components”. This approach shall make it easier for members and interested persons to understand and obtain the uniform correctly. The uniform – regardless of general, Navy Corps, Air Wing etc. – always consists of a special pair of trousers, a jacket, a special head gear, and fitting badges. This fact was incorporated into the new regulations.

4.2 COMPONENTS

Badges	<i>will be covered in an extra chapter</i>
Trousers/skirt:	<i>are identical for all organisation parts, may only differ because of rank</i>
Tie:	<i>always black resp. black with CSLI coat of arms; bow tie only with gala uniform, also black</i>
Shirt:	<i>white, long or short sleeves; badge on left side; shoulder loops according to organisation part</i>
Uniform jacket:	<i>according to organisation part</i>
Mission uniform:	<i>according to the order of the commanding officer</i>
Headgear:	<i>depending on mission; according to organisation part</i>
Shoes:	<i>black plain leather shoes (NO patent leather shoes!)</i>


4.3 CSLI UNIFORM BADGES

The Lazarus Union has a great number of badges and corps insignias. Their use with the uniform is regulated as follows:

CSLI coat of arms yellow/green

Left sleeve (uniform jacket, shirt, fatigues)


As all requests to wear uniform must be submitted to the CSLI and permission can come from there EXCLUSIVELY, on the left side the CSLI coat of arms in yellow/green must be worn!



UN-NGO badge

Right sleeve: (uniform jacket, shirt, fatigues)


UN-NGO badge



On the right sleeve, a badge/coat of arms can be worn (if no UN-NGO badge is worn) voluntarily APPROVED badge/coat of arms of specialised organisation (here as examples):

Right sleeve (uniform jacket, shirt, fatigues)

Knighthood of Honour



<p>Leadership Academy</p>		<p>Embroidered CSLI badge</p>	
<p>CSLI Navy Corps (general)</p>		<p>Embroidered CSLI Navy Corps badge</p>	






<p>CSLI Navy Corps (spezial)</p>	
---	---

<p>Sword of Freedom SOF</p>	
------------------------------------	---

<p>Navy Comradeship Steiermark</p>	
---	---

<p>Navy Comradeship Wien & Niederösterreich</p>	
--	---

4.4 FUNCTION BADGES

<p>Badge (above right breast pocket)</p>	<p><i>Function</i></p>
	<p><i>executive committee, union commander, chair of the board of management, group commanders (e.g.: international, operation units etc.), corps commanders</i></p>
	<p><i>chief of staff, deputy group commanders, deputy corps commanders, board directors</i></p>
	<p><i>country commander, board commissary (uniform, medical etc.), member of the board, ambassador</i></p>
	<p><i>(Diplomatischer Dienst) deputy country commander, large unit commander, country chief of staff, special commissary (diplomatic duty)</i></p>
	<p><i>small unit commander, delegate (diplomatic duty), head of division (sub-organisations), honorary functions</i></p>

Additional provisions:

On the gala dress uniform, the black corps badge is to wear on the left sleeve.

4.5 FORMATION BADGES

As you all know the LAZARUS UNION has neither registration fees nor membership fees. The LAZARUS UNION finances itself only by means of voluntary donations and the “CSLI-Shop“. These donations fund our various projects (music, homeless, disaster relief, and handicapped people, e.g. air days).

For this reason, the “LAZARUS UNION formation badges“ have been created and the board asks all uniform wearing members of the various formations of the LAZARUS UNION and also everybody sympathising with the LAZARUS UNION to acquire these formation badges by making a donation. For the time being the number of badges will be limited!

Individuals may acquire ALL formation badges at the same time. LAZARUS UNION members may but wear only THREE at the same time on their uniform and they are also required to be members of the formations designated by the badges worn (see also the LAZARUS UNION uniform guidelines).

The net profit from this action (like already mentioned above) will go into our projects. “GOLD“ badges may ONLY be worn by LAZARUS UNION members. “PLATIN“ badges may be worn by everybody as a sign of camaraderie and friendship.

4.5.1 „Golden“ version for CSLI members only



LAZARUS UNION
Leadership Academy



LAZARUS UNIO
Knighthood of Honour



LAZARUS UNION
Guard of Honour



LAZARUS UNION
Music Corps



LAZARUS UNION
Air Wing and Ground Crew



LAZARUS UNION
Navy Corps



LAZARUS UNION
general



LAZARUS UNION
Executive committee, board
of management, directors

4.5.2 „Platin“ version for all CSLI friends



LAZARUS UNION
general



LAZARUS UNION
Executive committee, board
of management, directors



LAZARUS UNION
Leadership Academy



LAZARUS UNION
Knighthood of Honour



LAZARUS UNION
Guard of Honour



LAZARUS UNION
Music Corps



LAZARUS UNION
Air Wing and Ground Crew



LAZARUS UNION
Navy Corps

4.6 UNIFORM TROUSERS / BELTS

4.6.1 Uniform Trousers

General CSLI uniform and gala uniform trousers are black with red piping. CSLI Navy Corps and Air Wing use trousers in dark blue. In special cases (CSLI, Navy Corps, Air Wing) black trousers without piping can be worn. CSLI Navy Corps members are free to use white trousers during summer.

Appointed Generals (Brigadier General, Major General and Lieutenant General are not “appointed” Generals) and the Union Commander of the Lazarus Union only are allowed to wear black trousers with lam-passes. Ladies are free to wear uniform trousers. Uniform skirts must conform to the same regulations.

Man	Woman
black trousers with red strips	black ¾-skirt (covering the knees)

At special occasions (will be marked as such) ladies wear instead of trousers a black skirt (covering the knees), black opaque tights and black leather court shoes with fitting – not too high – heels.

4.6.2 Belts

Belts with metal buckles and different logos are approved.

Fabric belts



Black fabric belt

White fabric belt

Belt buckle



black

The LAZARUS UNION works with other uniformed units in case of need and disaster. Without the appropriate hierarchy of structures and command, every use would be chaotic, highly professional and therefore dangerous.

That's why the UNION LAZARUS has resolved to take over the internationally usual principles of the organisation of such units and the suitable marking from order and rank structures in the form of a suitable uniform and to carry suitable rank badges and functional badges on this. We do this with pride, joy and corps mind!

Shirts may be used, however, with tie.



Honorary knights may attach on both sides of the shirt collar the sign of the honorary knighthood (oak leaves with swords)

4.7 UNIFORM SHIRT AND TIE

Lazarus Union uniform shirts are similar for all sub-organisations. Badges are according to chapter 3. Sleeves can be short or long. All shirts must have shoulder loops.



Service tie



Tie with rubber

Tir for self tie

Accepted service ties are: black or dark blue cloth ties (similar to ties used by fire brigade or police).

For the gala spencer and the Navy Corps gala jacket a black bow tie is approved. For ordinary gala uniforms a black tie has to be used.

4.8 GENERAL CSLI UNIFORM JACKET (MAIN UNIFORM)

Uniform jacket for ladies and gents is dark blue with four pockets (ladies two pockets or may use men's jacket) and badges on the sleeves.



Officer's buttons are in gold, NCO and rank and file have silver buttons ("cranked"). For officer's buttons from our shop with Maltese cross can be used.

Uniform Buttons



without colour

with colour

Rank badges are worn on the lapels. For all ranks the jacket goes with black trousers. Additional function badges can be fixed to the uniform jacket.



For the Navy Corps CSLI anchors can be worn on both sleeves (8 cm above lower sleeve border) but the corresponding rank badges must be worn.

Air Wing pilot wings can be worn over the right breast pocket.

Navy Corps

Air Wing



CSLI anchor

Pilot wings

All ranks wear a black name tab with green cross pâté. All ranks wear grey gloves similar to those worn by army officers, three-fold stitched on the back of the hand, no button.

Knights of Honour may attach the order's symbol above their medals.



Personal medals and awards are worn according to the common army's regulations. For big events medals can be worn in original

The method of how medals are to be worn will be regulated for each official event.



4.9 CSLI NAVY CORPS UNIFORM JACKET

4.9.1 Standard uniform CSLI Navy Corps

Of the teams and NCOs a double-breasted marine suit is worn. Among the crews and NCOs, the insignia are worn as shown on "shoulder straps" below the "CSLI Navy Corps Badge" on the left sleeve. The uniform jacket for the CSLI Navy Corps is dark blue, double-breasted, with 6 to 8 gold anchor buttons (uniformly on organizational unit, whenever possible). The arms are worn as applied.

If there is no separate "navy uniform" and the "normal" CSLI uniform is worn, the "CSLI Navy Corps Mark"

(CSLI coat of arms logo) will be used as a sign of belonging to the "CSLI Navy Corps" -rigkeit of a certain rank group) carried centrally on both forearms. In this case, the rank insignia are worn on the lapel. Crews and NCOs as pictured, officers like the officers of the "normal" CSU according to rank. (For example, a Corvette Captain wears the insignia of a CSLI Major plus a gold CSLI anchor on a black ground on both forearms, a Vice Admiral wearing the insignia of a CSLI Major General plus a gold CSLI anchor on a red ground on both forearms) worn on the sleeves.

The uniform jacket of the CSLI Navy Corps is a dark blue double-breasted suit with 6 to 8 golden anchor buttons (depending on the organization, if possible uniform).

The coats of arms are to be attached according to regulation.

Officer of the CSLI Navy Corps



Senior Commander/Adjutant

Lieutenant Commander

Officers wear their ranks – in common with international practice - on both sleeves in the form of gold braid with the appropriate CSLI anchor (circumferentially sewn or plug badge / disk version with pins - consistency of design depending on the organizational unit). Gold braid is worn 60 mm from the lower edge of the sleeve; with broad stripes of 15 mm and narrow stripes of 7.5 mm; stripe spacing is 3 mm. Admiral stripes are 50mm.

At the lapel gold (officers) or silver (NCOs / teams) anchors (embroidered or metal) are worn on both sides of the collar.



In this case, the 'normal' rank insignia are worn on the lapel. NCOs and other ranks as shown, and Officers in the 'normal' CSLI way, according to rank, (for example: a Commander wears the rank insignia of a CSLI Major PLUS a golden CSLI anchor on a black background on both forearms, a Vice-Admiral wears the rank insignia of a CSLI Major-General PLUS a golden CSLI anchor on a red background on both forearms).

In this case, NO rank stripes are worn on the sleeves!



For NCOs and other ranks, the rank insignia are as illustrated in chapter 16, mounted on both sleeves 60 mm from the lower edge of the sleeve.



Members' own orders and decorations are worn according to the usual requirements for the Armed Forces. For large events Orders are also worn in the original.

The way medals are worn for official events is also specified consistently.



Officer of the CSLI Navy Corps (further samples)

Female members wear the same Navy Corps uniform as the male members. However, the cut of the jacket can be customized!



*CSLI Navy Corps
Rear Admiral*



*CSLI Navy Corps
Lieutenant Commander*

4.9.2 Uniform jacket CSLI Air Wing


Pilots wear the usual dark blue, double-breasted pilot's uniform with gold buttons. Sage pilots shirt with epaulettes, black, non-patterned tie and black, un-patterned shoes. The corresponding CSU badge is placed on the sleeve strip. The CSLI wing is worn on the left side of the chest. Other decorations will not be worn! The coat is a dark blue balloon raincoat without a belt with shoulder straps. As a headgear a dark blue visor cap with golden storm strap and the corps badge is provided. Staff pilots also wear a wreath of golden oak leaves on the edge of the cap.



Pilot cap "Staff Pilot"



Badge
(embroidered)



Rank sign
(Gala version)

Pilot's uniform

Mantel

Designation	Illustration	Requirement
Aviator wings Silber		Ground crew training
Aviator wings Gold		Pilot licence
Aviator wings Gold with corona	No picture	Flight instructor licence

Other decorations are not supported!

4.10 GALA UNIFORM JACKET / MUSIK CORPS / SPENCER

4.10.1 Gala uniform

The gala uniform is similar to the general CSLI uniform (same design, rank and other badges) with the exception of the following points:

The fabric is "broken" white in colour and the rank insignia are worn on a 4x8 cm, turned bordered black plate, (borders are GOLD for Officers, SILVER for NCOs and other ranks).



In addition, braided epaulets are worn WITHOUT rank insignia. (epaulets are GOLD for General Officers, GOLD / SILVER for all other Officers and SILVER for NCOs).

Epaulets



Generalofficers

Officers

NCO



Members' own orders and decorations are worn according to the usual requirements for the Armed Forces. For large events Orders are also worn in the original. The way medals are worn for official events is also specified consistently.

Officers of the CSLI Navy Corps can also wear a gala uniform. For this the same cut is used as for the blue naval jacket. The fabric colour must again be an off-white. The ranks are applied as on the blue jacket (gold stripes), but on black backings. The gala uniform epaulets are the same as those on the normal dress uniform. As a coat of arms, the Navy Corps crest, hand embroidered on a black background, is worn!


4.10.2 Music Corps

The Music Corps of the Lazarus Union wears as official service uniform the gala uniform or the blue standard uniform of the CSLI, depending on the nature of the performance. On the left sleeve, the standard CSLI coat of arms (yellow / green) is worn. On the right sleeve musicians wear the badge of the CSLI Music Corps. In gala uniform, a Music Corps aiguillette is worn on the left side.



Standard arm of the Music Corps

Music Corps aiguillette r



Admiral officers

Officers

NCO

Members' own orders and decorations are worn according to the usual requirements for the Armed Forces. For large events Orders are also worn in the original. The way medals are worn for official events is also specified consistently. The wearing of the Music Gala Rope is mirrored.



4.10.3 Spencer

Furthermore, a black or white Spencer jacket (the white Spencer jacket is optional) can be worn with a black cummerbund (buttons have a "Maltese Cross").

The epaulettes are braided and carry the appropriate rank insignia (GOLD for generals, GOLD / SILVER for all other officers and SILVER for NCOs). Pilots also wear, on the sleeves of the Spencer, the appropriate gold stripes and corresponding badges. Orders and awards are worn only in their miniature versions.

There is no provision for a gala uniform for R&F.



Man

Woman

4.10.4 Gala uniform for female members

For female members, an adapted gala jacket has been approved. All the badges, buttons and insignia are to be used the same as for male members. Additionally, a black / dark blue dress is worn with the jacket on appropriate occasions.

4.10.5 Deployment uniform

As the members of the Lazarus Union not only represent the CSLI but also collaborate diligently with others at events, a deployment uniform is provided for on a voluntary basis. This uniform is to be worn at official events only under the explicit arrangement / control of the President. The form of the deployment uniform corresponds to the uniform of other emergency organizations (e.g. firefighters).

The uniform consists of dark blue trousers, a dark blue shirt / blouse and a dark blue uniform sweater; it can be expanded and extended with a jacket / vest or a polo shirt, depending on the weather conditions (winter, summer). All tops (jacket / vest, shirt, polo) are to have shoulder straps. Furthermore, the green / yellow CSLI crest is worn on all left sleeves. Rank straps show the wearer's function!

The medium blue beret serves as headgear!



4.10.6 Summer uniform (general with the exception of the CSLI Navy Corps)

In summer temperatures (by command) the uniform jacket is not to be worn. Instead, a white shirt with short sleeves is worn. As headgear, the beret is worn in all organizational units. The exception is the Navy Corps. Besides the white cap, the side cap can also be worn there. White trousers are also permitted in summer temperatures in the Navy Corps.




The name badge is placed on the right side of the shirt. Above the name, a maximal of two rank badges are allowed and must be 0.5 cm apart. Additionally, mounting straps can be worn according to the organizational unit. Service ribbons and miniature medals are not worn on the shirt (except the "light version" see President). Arm patches should be.

As a summer shirt but also the summer shirt of the CSLI Navy Corps wer-used. (But of course with black pants and black shoes!) In addition, there are also the appropriate shoulder straps!

4.10.7 Navy Corps summer uniform

Here we use the summer shirts of the US Navy and all wear stiff epaulets for all service strands. This white belt, white socks, white cap and white pants. With band clip etc.



Samples for epaulettes



Admiral officers
(here Rear Admiral)

Officers
(here Lieutenant Commander)

R&F and NCO
(here Force Master Chief Petty Officer)

4.10.8 Winter uniform

In winter temperatures (by command), a blue, double-breasted coat is worn as an outer garment (a grey coat can be used until the acquisition of a blue one). The UN NGO emblem is affixed on the left sleeve of the jacket.

Mounting straps are used depending on the organizational unit. No collar tabs are worn on jackets. As headgear, the peaked cap or light blue beret is worn according to rank (These must be the same on command!).

Everyone must wear either grey or black gloves, according to the pattern for officers of the armed forces, stitched three times on the back, without buttons.



Coat



Winter coat

4.11 HEADGEAR

The Lazarus Union has three different forms of headgear, the beret with corresponding badge, various forms of peaked caps (CSLI common, Navy Corps, Air Wing) and the side cap.

All headgear versions are also for ladies!

The medium blue beret can be worn by all members at any event.



The generic CSLI peaked cap can be worn from the rank Major upwards; it has a black peak; grey cap-band, black top, Staff Officers 'badge and a golden front-strap.



To the generic cap for Brigadiers a gold braid is attached to the cap peak; in addition, the CSLI Generals 'badge is used (backed in red).



The peaked cap for Directors is like the Staff Officers 'cap, but with a red cap-band. The Chairman of the Board wears additionally gold embroidery on the cap peak.



The peaked cap of the CSLI Chair resembles the Chairman of the Board's cap with a red cap-band.



The Navy Corps peaked cap can be worn by all naval ranks; it has a black peak; dark blue cap band; golden front-strap; white cover for summer or solid blue cover, and a Navy Corps badge.



(CSLI Navy NCO's in silver!)



From the rank of Captain CSLI, a single row of oak leaves is worn on the peak; Admirals have a double row of oak leaves and have a red backed badge.



The cap for the Air Wing is the same as the Navy Corps cap but with a blue cap cover. As a badge, the standard CSLI cap badge is used depending on the rank. From the rank of Staff Pilot, a gold embroidered pilot shield is added.



The side cap can be worn by all ranks. The badge used depends on rank. (Especially made for the Navy Corps)



The Lazarus Union Music Corps wears the medium blue beret with the UN NGO logo badge when in dark blue uniform. Wearing the white Gala uniform, the black beret (right) is used. Ladies wear a side cap (black or medium blue with the UN NGO logo badge). Only the bandmaster wears a peaked cap in accordance with his rank.



The peaked cap is, from the rank of Major, the official service cap of the Lazarus Union.

Members of the Honour Guard wear the medium blue beret. Outside the Standard Bearers' troop, the peaked cap is also used from the rank of Major.

4.11.1 Various caps badges



Generalofficers



Staffofficers








Staffofficers



R&F and NCO's

4.12 KIND OF DUTY DRESSES

		Events/ variants	Kind of uniform designation headgear additional comments
Diplomates	Diplomates		
	Officers	R&F and NCO	Festive events (Investitures, Annual reception, Anniversary celebrations)
	Admiralofficers	R&F and NCO	Professional events (General meetings, comradeship meetings, excursions, flying days, when divided into working groups)
	Officers	Staffofficers	Knighthood of Honour (Own Investments, Investigations of other orders)
	Leading Officers	Generalofficers	Guard of Honour
			Great formal dress "GFD" beret / cap plate full decoration grand stars and crosses allowed
			Great formal dress "GFD" beret / cap plate full decoration grand stars and crosses allowed
			Small formal dress "SFDS" beret no decoration ribbons „light“ allowed
			Small formal dress „SFDW“ beret / cap plate no decorations on the mantle

It is the **uniformity** at events required!

5 UNIFORM CODE OF CONDUCT

The CSLI has decided to be a uniform-wearing charitable organisation. Yet nobody is forced to do anything in the CSLI. This also applies to the wearing of a uniform. While each member has the right and approval to wear the CSLI uniform, individuals who choose not to wear one are still welcome.

Being a CSLI member is a matter of conscience and this of course does not depend on a uniform!

If, however, a uniform is worn (and for some operations the wearing of a uniform is necessary for security reasons), the following uniform code of conduct applies to all CSLI members:

5.1 ALL CSLI EVENTS

At all CSLI events the uniform is not only “permitted” or “desirable”, but compulsory for owners of a CSLI uniform.

5.2 SOCIAL EVENTS

When a member of the CSLI attends certain social functions and the wearing of a uniform is appropriate to the occasion (e.g., family gatherings, balls, meetings by veterans’ organizations, theatre visits, ceremonies of heraldic orders or similar events), the CSLI uniform is not just “allowed” but also desirable!

5.3 OTHER USE OF THE CSLI UNIFORM

The CSLI basically welcomes the wearing the CSLI uniform in the approved types of dress by its members! At the same time, it should be duly noted that the dignity and reputation of the CSLI uniform must be fol-

lowed when wearing it. The occasion must be appropriate, worthy and must not compromise the reputation and dignity of the CSLI.

The wearing of the CSLI uniform in court, during political protests, in certain locations and at inappropriate occasions is strictly prohibited.

In the case of uniform violations, the superiors of the member (who are also responsible for compliance with the code of conduct) can impose a uniform ban that can only be lifted by the respective group commanders (group leaders), the federal commander (chief of the staff) and/or the Union commander.

After a violation, a corresponding written report shall be sent to the executive committee. The dishonourable wearing of the CSLI uniform may entail expulsion from the CSLI for “behaviour damaging to the Union”. As a uniform-wearing aid organization, all members of the CSLI must always bear in mind their responsibility as role models.

5.4 DECORATIONS

The decoration types are binding, as stated below to comply!

5.4.1 Volldekoratation

By order of command for events with festive character; Honour Guard always!



ONE medal bar (which does not include more than 12 decorations).

TWO neck badges.

THREE (grand) breast stars on the left side of the uniform.

THREE badges on the right side.

On the jacket, the space between the ribbon bar to the chest pocket seam must measure 45mm.

5.4.2 Small decoration

Unless otherwise indicated, always → always!



ONE service ribbon bar (must not exceed 6 rows in total. For single-row ribbons bars allow a space of 12 mm in between the breast pocket stitching, for multi-row undress ribbons the space is 2 mm).

THREE breast stars, 3 miniatures of grand breast stars on the undress ribbon bar or left side breast pocket (no grand stars as these are supported only at full-size insignia).

THREE badges on the right side.

5.4.3 Guard of Honour

Members of the Honour Guard wear the honour fourragère (braided cord) on the right side of the uniform at ALL events! Members with double or multiple positions can wear the fourragère voluntarily in addition to their other positions (*one is always in the Honour Guard*).

5.4.4 Name tags

The name tag is worn only on the right breast pocket seam (*uniform jacket and shirt*), above two badges can be worn at a distance of 0.5 cm (*for example, flyer wings and functional badges*). Nameplates must be self-procured! (*Dimensions: 15x80mm, cross 10mm, font 6mm*). Two pins on the back.



5.4.5 Music cord

At ALL events members of the Music Corps wear the music cord on the left side of the uniform.



5.4.6 Adjutant cord

At ALL events adjutants wear the rank-specific cord on the right side of the uniform!

Silver Adjutant Cords:

are appointed by the commander; the commander must have the rank of a major.



Gold Adjutant Cords:

are appointed by the Grand Commander (of Germany, of USA, etc.); the commander must have the rank of a lieutenant colonel.

**General Adjutant Cord:**

worn by members of the executive committee of the CSLI.



5.5 WEARING PROHIBITIONS ON THE UNIFORM OF THE CSLI

- Service ribbons on shirts (except for the "light version")
- Decorations of associations that are not typical in Austria (like triangular ribbons) or follow the honours system appropriate to individual countries.
- Miniature medals, medal bars or chains (except for badges, coats of arms, etc. right breast pocket).
- The simultaneous wearing of a miniature service ribbon on a medal bar and its full-size original (except for neck badges miniature medals).
- A dress shirt as the highest expression of the type of dress at a funeral.
- Patent leather black shoes or shoes that do not match the uniform visually.

It is strictly forbidden to wear insignia of the CSLI on other uniforms, polo shirts etc. or other (various) club uniforms!

5.6 GENERAL WEARING PROHIBITIONS

Wearing the CSLI uniform in court, during demonstrations, in certain locations and on inappropriate occasions is strictly prohibited.

5.7 UNIFORM WEARING CONDITIONS

The CSLI has decided to be a uniformed aid organization. Nevertheless, no one is forced into anything in the CSLI. This of course also applies to the purchase of a uniform. Anyone who wants has the right and the permission to wear a corresponding uniform, who does not want it, let it stay. Being a CSLI member is a matter of course and of course not dependent on a uniform! But if a uniform is worn (and in certain cases, the wearing of the mission uniform is simply necessary for safety reasons!), The following uniform wearing conditions apply to CSLI members:

5.7.1 All CSLI events

At all CSLI events, the corresponding CSLI uniform is not only "allowed" or "he-wishes", but mandatory for owners of a CSLI uniform

5.7.2 Social events

This is at social gatherings where a CSLI member would like to participate, and which also provides the appropriate setting for wearing a uniform (eg, family reunions, ball events, campaigning meetings, theater visits, medals, and similar occasions) Wearing the CSLI uniform not only "allowed" - but even desirable!

5.7.3 Wearing of the CSLI uniform

The CSLI welcomes in principle the wearing of the CSLI uniform in the approved variants by its members! At the same time, however, attention is drawn to the dignity and reputation of a uniform and, in this context, to the wearing of the CSLI Uni-form. The occasion must be suitable and worthy and must not jeopardize the reputation and dignity of the CSLI.

5.7.4 Konsequences

In case of non-compliance, the respective supervisor (who also bears the responsibility for compliance with these provisions) may declare a uniform wearing prohibition, which can only be issued by the respective group commanders (group leaders) and the Union Commander (chief of staff) can be repealed to the Union Commander

An appropriate written report must be sent to the senior management. Dishonorable charge of the CSLI Uniform may result in the expulsion from the CSLI for "club-damaging behavior". All members of the CSLI as a uni-formally supporting aid organization must always keep their role model and responsibility in mind.

The decoration types are binding!

5.8 METAL RANK INSIGNIA: NEW DESIGN

In order to stay current on the international stage, the executive committee of the Lazarus Union has resolved to implement a new design for the rank insignia for all members. The main purpose was to appear more discreetly. Besides the new insignia design, a more streamlined rank structure is also being implemented.

But the real and most important reason is the fact that nearly 50% of all CSLI members are not of Christian faith, but still want to wear the CSLI uniform and insignia. A cross as a dominant part of our rank is much too "faith-related" and not everyone should be expected to wear it. The best compromise seemed for us to be the "ROSETTE".

During the period of transition, both the embroidered rank insignia and the new metal rank insignia can be worn alongside each other. The new metal rank insignia are mounted directly on the uniform.

The exact structure and the corresponding rank insignia have been taken from the rank insignia grid.

5.8.1 Rank insignia / Rank assignment

In case of any catastrophes and on demand the CSLI works together with other uniformed units.

Each operation would be chaotic and dangerous without any equivalent structure and hierarchy of command. For this reason, the CSLI has decided to accept the usual international principles for the structure of such units and also the equivalent identification of within the structure of command and the corresponding rank as it is now presented.

The rank and function badges will be adapted correspondingly. In order to avoid any mixing up with military or police formations, the additional clause "CSLI" will be used behind the rank.

Because of this suffix other organizations are able to identify the forces on duty of the CSLI and to arrange in order the rank or the function. Rank signs may only be used after having received the decree issued by the Union Commander. The hierarchy of the rank signs can be taken from the chart. The detailed composition of all rank signs for all uniforms can be seen on the homepage at "The Union – Uniform – Rank Signs".

5.8.2 The symbolism of the CSLI rank signs

The CSLI has put a lot of thought into the choice of the signs. In order to avoid any confusion with other uniformed aid organizations and in order to distinguish ourselves clearly concerning distinctions and rank signs, the CSLI decided (as mentioned above) to use the NEW rosette as an "elementary basis" for all rank signs. The change of the elementary symbol from the former cross patty to the rosette shall explain the religious open-mindedness of the Lazarus Union.

Members of other religious confessions do not have to wear crosses on their uniforms. In general, the structure of this symbolism is quite easy!



Crew, NCO, Warrant Officers, and Officers wear one to max. four rosettes depending on their rank. Either "silver-colour" (Crew, NCO and Warrant Officers) or "gold-colour" (Officers).



A rosette, surrounded by a laurel wreath (as a sign of honour) is the symbol of the Staff Officers and NCO/Warrant Officers (Deputy Officer, Commanding Sergeant Major, and 1st Sergeant Major (CSLI) who have the honour and the privilege to take more responsibility.



Depending on the rank one to four simple rosettes can be worn additionally



Any other badges are actually no rank signs but function badges that have to be returned in case the appropriate function is no longer fulfilled.

The symbol of the General Officers contains the laurel wreath as a sign of honour and additionally the sword of the CSLI. The sword symbolizes the great honour of the function holders within the "chain of command".



Furthermore, depending on the rank one to four simple rosettes will be worn.



The final graduation of the rank badges applies to the members of the international presidium. Here the laurel wreath is completed by crossed marshal rods. They characterize the highest ranks within the CSLI!



In addition to that one to four red surrounded rosettes will be worn.



A special symbol was chosen for our diplomats. It is a bundle of oak leaf's and is to symbolize power, perseverance, and loyalty. It is an important service and needs great commitment, loyalty and skills. The "higher" service is symbolized with a golden oak leaf, the "lower" service with a silver one.



RANK SIGNS

Valid 1.1.2017

	RANK & FILES				N C O			WARRANT OFFICERS		
GENERAL										
	Private	Private 1st Class	Corporal	Sergeant	Staff Sergeant	Master Sergeant	1st Sergeant	Sergeant Major	Commanding Sergeant Major	1st Sergeant Major of the Lazarus Union
NAVY CORPS										
	Seaman	Private 1st Class	Corporal	Petty Officer	Chief Petty Officer	Senior Chief Petty Officer	Master Chief Petty Officer	Command Master Chief Petty Officer	Force Master Chief Petty Officer	Chief Master Chief Petty Officer CSLI NC
AIR WING								FUNCTION BADGES Executive Board, Group Commanders, Union Commander in Chief, General Director Advisory Board Chief of Staff, Deputy Group Cmdrs, Deputy Corps Commanders, Deputy Director of the Advisory Board Country Commanders, Ambassadors, Member of the Advisory Board Deputy Country Commanders, Big Unit Commanders, Chief of Staff in Country Commands Commanders of small units, Delegates, Head of Units		
	Flying Officer	Flying Lieutenant	Squadron Leader	Wing Commander	Group Captain	Air Commodore	Commander in Chief CSLI Air Wing			
MUSIC CORPS								FUNCTION BADGES Executive Board, Group Commanders, Union Commander in Chief, General Director Advisory Board Chief of Staff, Deputy Group Cmdrs, Deputy Corps Commanders, Deputy Director of the Advisory Board Country Commanders, Ambassadors, Member of the Advisory Board Deputy Country Commanders, Big Unit Commanders, Chief of Staff in Country Commands Commanders of small units, Delegates, Head of Units		
	Musician Substitute	Musician	Deputy Section Leader	Section Leader	Deputy Band Leader	Band Leader	Band Leader and CIC Music Corps			
DIPLOMATS							BERET BADGES Beret badge silver Beret badge gold Beret badge standard UN-NGO			
	Representative	Delegate	Special Representative	Deputy Ambassador	Ambassador	Special Ambassador				

LAZARUS UNION



Note: This table shows the shoulder loops of the rank signs!

OFFICERS					STAFF OFFICERS			GENERAL OFFICERS				CAP BADGES
Ensign	2nd Lieutenant	1st Lieutenant	Captain	Major	Lieutenant Colonel	Colonel	Brigadier General	Major General	Lieutenant General	General	General Officers	
Ensign	2nd Lieutenant	1st Lieutenant	Lieutenant Commander	Commander	Senior Commander	Sea Captain Master	Commodore	Rear Admiral	Vice Admiral	Admiral	Staff Officers	
Deputy Secretary General Deputy Treasurer	Secretary General General Treasurer	Vice President	President	General Plenipotentiary of the Lazarus Union							Admiral Officers	
ILA Student	ILA Graduate	ILA Teacher				Ground Crew Air Wing	Pilot Air Wing	Knight of Honour				Staff Officers NC
Lazarus Union	Navy Corps General	Leadership Academy				Community Program CSLI Brazil	Knights of Honour	CSLI General Corps/ Badge				R&F, NCO, Warrant Officers
CSLI Corps Badge	CSLI Navy Corps Badge	Navy Badge										Diplomats higher rank
												Diplomats lower ranks

EXECUTIVE BOARD

UNIFORM BADGES

YOUTH MEMBERS

SLEEVE BADGES

SPIRITUAL OFF.

5.8.3 Rank structure / Rank distribution

Rank group	Rank	CSLI	Knighthood of Honour	Diplomats	Navy Corps	Music Corps	Air Wing		Group members (CSLA, MIKEFM LK Strmk, etc.)
International level of command	General Plenipotentiary of the LAZARUS UNION	Grand Master, Union Commander and President in personal union!	-	-	-	-	-	-	-
	CSLI President	Lazarus Union President	-	-	-	-	-	-	-
	CSLI Vice President	Lazarus Union Vice President	-	-	-	-	-	-	-
	Secretary General, Treasurer	Lazarus Union Secretary General and Treasurer; Union Commander (if appointed specially)	-	-	-	-	-	-	-
	Deputy Secretary General, Deputy Treasurer	Lazarus Union Vice Secretary General and Vice Treasurer, as well as Deputy Union Commander (if appointed specially)	-	-	-	-	-	-	-
Generals	General	appointed General and director general of the Advisory Board	Grand Protector	-	Admiral – earned Commander CSLINC	-	-	General Protector	-
	Lieutenant General	Group Commander, Continent Commander, Director Board of the Advisory Board and Treasurer	Member of the Chapter, Grand Chancellor, Grand Prefect	Special Ambassador	Vice Admiral – Commander CSLINC	-	-	-	-
	Major General	Earned Large Country Commander, Member Board of Management und Earned Commissary	Collar Knight of Honour, Grand Marshal	Ambassador	Rear Admiral – earned Referent CSLINC	-	-	-	-
	Brigadier General	Large Country Commander (Commander in Chief) and Commissary	Grand Cross Knight of Honour, Grand Legate	Legate, Deputy Ambassador	Commodore – Referent CSLINC	Band-master	CIC CSLI Air Wing	Chaplain of the Lazarus Union	Honour rank
Staff Officers	Colonel	Rank of Honour And Small Country Commander (Commanding Officer)	Grand Commander Knight of Honour, Prefect, Chancellor, Marshal, Legate	Special Representative	Sea Captain Master	Vice Bandmaster.	Air Commodore	Federal Chaplain	Chair
	Lieutenant Colonel	Rank of Honour, County Commander and Earned Head of Division	Commander Knight of Honour, Herold, Sword Bearer	Delegate	Senior Commander	On discretion of the bandmaster	Group Captain	County Chaplain	Vice Chair.
	Major	Earned District Manager and Head of Division	Knight of Honour	Representative	Commander	On discretion of the bandmaster	Wing Commander	Reverend	Treasurer, Secretary
Officers	Captain	District Manager and Deputy Head of Division	Knight Expectant Officer	-	Lieutenant Commander	On discretion of the bandmaster	Squadron Leader	Chaplain	Consultant, Vice
	1 st Lieutenant	Team Commander	Knight Expectant	-	1 st Lieutenant		Flying Lieutenant	-	By chair
	2 nd Lieutenant	Committed "Lone Fighter"	-	-	2 nd Lieutenant		Flying Officer	-	By chair
	Ensign	Starting rank for members of the Guard of Honour and Music Corps	-	-	Ensign		Student Pilot	-	By chair
Non-Commissioned Officers	1 st Sergeant Major of the Lazarus Union	Rank of Honour	-	-	Chief Master Chief Petty Officer CSLI NC	-	-	-	By chair
	Commanding Sergeant Major	On discretion of the executive committee	-	-	Force Master Chief Petty Officer	-	-	-	
	Sergeant Major	Single member (depending on age and affiliation)	-	-	Command Master Chief Petty Officer	-	-	-	
	1 st Sergeant	On discretion of the executive committee	-	-	Master Chief Petty Officer	-	-	-	
	Master Sergeant	On discretion of the executive committee	-	-	Senior Chief Petty Officer	-	-	-	
	Staff Sergeant	On discretion of the executive committee	-	-	Chief Petty Officer	-	-	-	
Ranks	Sergeant	On discretion of the executive committee	-	-	On discretion of the Commander CSLINC	-	-	-	By chair
	Corporal		-	-		-	-		
	Private 1 st Class		-	-		-	-		
	Private		-	-		-	-		

6 PROCUREMENT

6.1 PROCUREMENT / SHOP

In general, all other products can be purchased from the CSLI Shop, as the revenue from the shop is used to a large extent for the projects of the Lazarus Union.

6.2 THE UNIFORM COMMISSIONER

The Uniform Commissioner (MjrGen CSLI Ing. Peter Domweber.) is responsible for the drafting of the regulations, the monitoring of their application and for each kind of information!

6.3 SOURCES OF SUPPLY

Every member of the CSLI has to buy his / her uniform himself / herself. (The uniform commissioner can inform about the possibilities of procurement.)

6.3.1 Blue Standard Uniformes

(Note: White gala uniforms and spencer (white or black) should be made by the tailor of confidence to measure and sample the standard blue uniform.)

You can order uniforms from: (Size scales are available on our homepage)

Pfeifer Bekleidungs GesmbH

A-8430 Leibnitz, Austria, Bahnhofstraße 32

Tel.: +43 699/112 122 00, Tel.: +49 4352/ 822 34

Fax: +43 4352/ 822 34-750,

E-Mail: pfeifer@pfeifer.co.at

Business hours:	Mo-Fr	7:30 – 18:30
	Sa	7:30 – 13:00

If possible, You can buy uniforms from local suppliers“ (Fireshop, Army Shop a.s.o.)

6.3.2 Navy Uniform blue/white

Since the Heinzmann-Workfashion company produces uniforms for international shipping companies, the marine suits correspond to the uniform cut of the Lazarus Union.

Those jackets are made in normal dark blue and creamy white fabrics. Thus, the segment of Galauniform is covered.

Heinzmann workfashion

Gewerbepark Neustädter Bucht
D-23730 Sierksdorf/ Neustadt i.H, Wagrienring 4
Germany

Tel.: +49 4561/ 525388-0, Fax: +49 4561/ 525388-19

E-Mail: office@heinzmann-workfashion.de

6.4 FURTHER QUESTIONS

For further question You may ask our Administration Team for help at any time!

CSLI Shop, as the revenue from the shop is used to a large extent for the projects of the Lazarus Union. Further information on the procurement or the dimension tables can be found on the homepage (in the shop)!

ATTENTION!

Existing uniforms can continue to be used until new procurement. If a new uniform is ordered, this must be carried out according to the current uniform directive!

6.5 SAMPLE SHOPPING LIST

The general minimum version for a CSLI uniform:

article	piece	where to buy
uniform trousers (<i>mind the rank</i>)	1 piece	Pfeifer, Heinzmann or firefighter shop
uniform shirt (<i>short- or long-sleeved</i>)	1 piece	Firefighter shop or other suppliers
tie black, mat	1 piece	CSLI Shop
metal rank sign (<i>corresponding to the rank</i>)	1 pair	CSLI Shop
slide open loops (<i>corresponding to the rank</i>)	1 pair	CSLI Shop
uniform jacket blue	1 piece	Pfeifer, Heinzmann or firefighter shop
coat of arms CSLI (<i>shirt, jacket</i>)	2 pieces	CSLI Shop
coat of arms UN NGO (<i>voluntary</i>)	1 piece	CSLI Shop
buttons (<i>mind the rank</i>)	9 pieces	CSLI Shop
name tag black	1 piece	Local supplier
beret light blue	1 piece	CSLI Shop
further headgears according to the rank	1 piece	CSLI Shop
CSLI coat (<i>voluntary</i>)	1 piece	CSLI Shop
grey gloves (<i>voluntary</i>)	1 pair	Local supplier

7 IMPRESSUM



Uniform regulations of the LAZARUS UNION

created by
Senator
Prof.h.c. Wolfgang Steinhardt
and
Prof.Dr. Lothar Gellert

Version 1.1
April 2020

Publisher:

LAZARUS UNION

Organization in General Consultative Status with the
United Nations (ECOSOC)
Vienna, Geneva and New York

ZVR.023914681
UN register number 632158

www.lazarus-union.org
lazarus-union@chello.at